

# Statewide Electric Results through November 2022

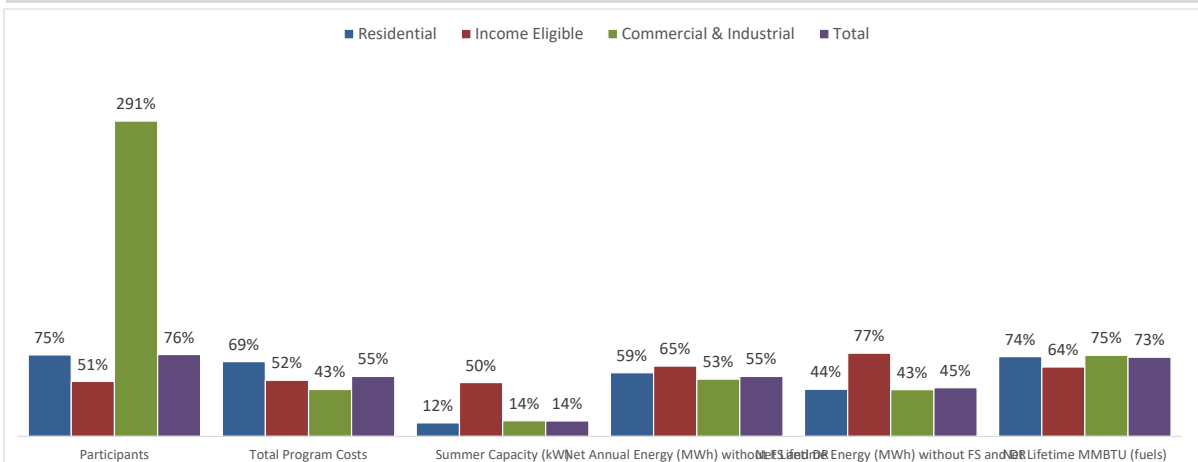
2022 Summary  
(January 1, 2022 through November 30 2022')

11/12 months; 92% of year complete

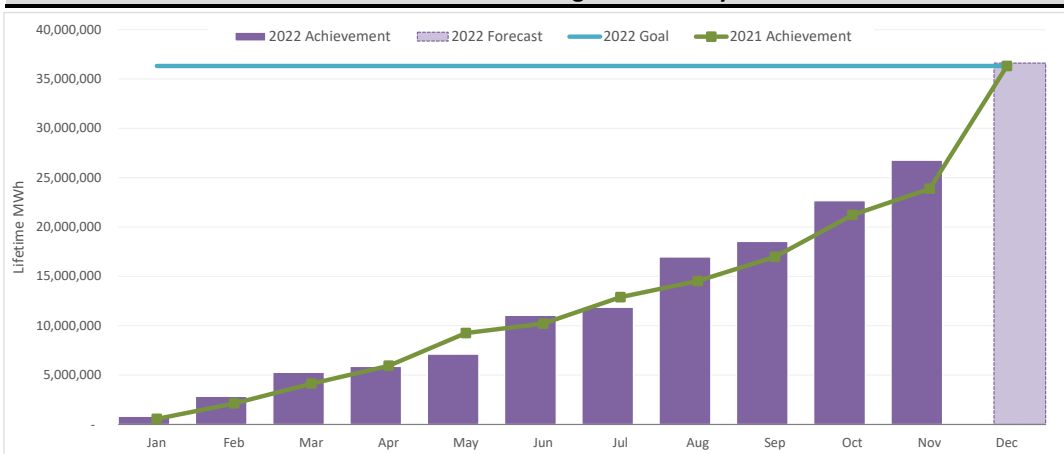
## Data Dashboard

Sector	Participants	Total Program Costs	Summer Capacity (kW)	Net Annual Energy (MWh) without FS and DR	Net Lifetime Energy (MWh) without FS and DR	Net Lifetime MMBTU (fuels)
<b>2022 Goal</b>	<b>1,208,980</b>	<b>728,547,589</b>	<b>262,357</b>	<b>528,355</b>	<b>5,028,805</b>	<b>36,623,465</b>
A - Residential	1,174,986	307,875,309	92,578	152,489	1,006,547	17,467,795
B - Income Eligible	28,443	104,379,853	4,506	30,547	253,382	3,753,176
C - Commercial & Industrial	5,552	316,292,427	165,273	345,318	3,768,877	15,402,493
<b>2022 Nov YTD</b>	<b>914,369</b>	<b>403,554,632</b>	<b>37,450</b>	<b>292,329</b>	<b>2,258,958</b>	<b>26,768,541</b>
A - Residential	883,791	212,386,634	11,526	89,688	438,425	12,846,332
B - Income Eligible	14,412	54,160,223	2,236	19,840	194,618	2,401,595
C - Commercial & Industrial	16,166	137,007,775	23,687	182,801	1,625,915	11,520,614
<b>YTD as % of Goal</b>	<b>76%</b>	<b>55%</b>	<b>14%</b>	<b>55%</b>	<b>45%</b>	<b>73%</b>
A - Residential	75%	69%	12%	59%	44%	74%
B - Income Eligible	51%	52%	50%	65%	77%	64%
C - Commercial & Industrial	291%	43%	14%	53%	43%	75%

## Year-to-Date Actuals as a Percent of Plan Goals



## 2022 vs 2021 Lifetime Savings Achieved by Month



Forecast above based on achieving 100% of 2022 goals using rate of achievement in 2021.

# Statewide Electric Results through November 2022

## Three-Year Cumulative Summary by Program Administrator (January 1, 2022 through November 30 2022')

**11/36 months; 31% of term complete**

Sector	Participants	Total Program Costs	Summer Capacity (kW)	Annual Energy no FS or DR (MWh)	Lifetime Energy no FS or DR (MWh)	Net Lifetime MMBTU (fuels)
<b>2022-2024 Planned</b>	<b>3,890,526</b>	<b>2,699,634,711</b>	<b>903,494</b>	<b>1,456,114</b>	<b>13,330,776</b>	<b>126,754,363</b>
<b>Cape Light Compact</b>	<b>50,110</b>	<b>196,477,776</b>	<b>22,555</b>	<b>43,009</b>	<b>538,369</b>	<b>7,728,537</b>
A - Residential	43,152	119,081,536	9,897	16,943	266,389	5,314,569
B - Income Eligible	3,518	20,481,102	666	5,809	56,466	568,783
C - Commercial & Industrial	3,440	56,915,138	11,992	20,257	215,513	1,845,186
<b>Eversource</b>	<b>1,318,739</b>	<b>1,198,262,500</b>	<b>437,342</b>	<b>588,792</b>	<b>6,204,017</b>	<b>53,659,411</b>
A - Residential	1,256,347	484,480,000	179,877	121,902	1,196,414	23,303,870
B - Income Eligible	55,243	157,097,500	7,726	42,322	389,788	5,771,786
C - Commercial & Industrial	7,149	556,685,000	249,739	424,568	4,617,815	24,583,755
<b>National Grid</b>	<b>2,487,942</b>	<b>1,282,682,961</b>	<b>437,748</b>	<b>810,637</b>	<b>6,480,341</b>	<b>64,351,722</b>
A - Residential	2,451,655	544,270,126	165,250	329,515	1,932,100	34,714,241
B - Income Eligible	29,400	153,746,596	5,372	39,527	326,420	5,560,291
C - Commercial & Industrial	6,887	584,666,240	267,126	441,595	4,221,822	24,077,190
<b>Unitil</b>	<b>33,735</b>	<b>22,211,473</b>	<b>5,850</b>	<b>13,677</b>	<b>108,049</b>	<b>1,014,692</b>
A - Residential	33,388	9,045,485	864	4,550	21,428	418,516
B - Income Eligible	201	3,710,528	48	718	8,600	89,298
C - Commercial & Industrial	146	9,455,461	4,937	8,409	78,022	506,879
<b>Cumulative Plan-Term to Date ((Multiple Items) Nov Y</b>	<b>914,369</b>	<b>403,554,632</b>	<b>37,450</b>	<b>292,329</b>	<b>2,258,958</b>	<b>26,768,541</b>
<b>Cape Light Compact</b>	<b>19,629</b>	<b>34,975,094</b>	<b>965</b>	<b>10,846</b>	<b>127,052</b>	<b>1,628,528</b>
A - Residential	16,927	22,949,783	359	4,974	75,989	1,197,363
B - Low-Income	1,582	5,780,348	122	1,048	10,182	164,970
C - Commercial & Industrial	1,120	6,244,963	484	4,824	40,881	266,195
<b>Eversource</b>	<b>80,879</b>	<b>176,304,679</b>	<b>15,719</b>	<b>135,279</b>	<b>1,262,360</b>	<b>12,151,704</b>
A - Residential	60,877	84,250,948	1,364	19,047	253,205	5,230,216
B - Low-Income	12,196	21,869,582	1,211	8,979	75,629	949,285
C - Commercial & Industrial	7,806	70,184,149	13,144	107,253	933,526	5,972,203
<b>National Grid</b>	<b>802,492</b>	<b>187,609,461</b>	<b>20,009</b>	<b>143,793</b>	<b>852,980</b>	<b>12,745,564</b>
A - Residential	794,756	102,369,333	9,505	64,241	102,020	6,241,432
B - Low-Income	586	25,945,204	894	9,759	108,193	1,270,270
C - Commercial & Industrial	7,150	59,294,924	9,609	69,793	642,767	5,233,862
<b>Unitil</b>	<b>11,369</b>	<b>4,665,398</b>	<b>757</b>	<b>2,411</b>	<b>16,566</b>	<b>242,745</b>
A - Residential	11,231	2,816,570	298	1,426	7,211	177,321
B - Low-Income	48	565,089	9	54	614	17,070
C - Commercial & Industrial	90	1,283,739	450	931	8,741	48,354
<b>YTD as % of Goal</b>	<b>24%</b>	<b>15%</b>	<b>4%</b>	<b>20%</b>	<b>17%</b>	<b>21%</b>
<b>Cape Light Compact</b>	<b>39%</b>	<b>18%</b>	<b>4%</b>	<b>25%</b>	<b>24%</b>	<b>21%</b>
A - Residential	39%	19%	4%	29%	29%	23%
B - Low-Income	45%	28%	18%	18%	18%	29%
C - Commercial & Industrial	33%	11%	4%	24%	19%	14%
<b>Eversource</b>	<b>6%</b>	<b>15%</b>	<b>4%</b>	<b>23%</b>	<b>20%</b>	<b>23%</b>
A - Residential	5%	17%	1%	16%	21%	22%
B - Low-Income	22%	14%	16%	21%	19%	16%
C - Commercial & Industrial	109%	13%	5%	25%	20%	24%
<b>National Grid</b>	<b>32%</b>	<b>15%</b>	<b>5%</b>	<b>18%</b>	<b>13%</b>	<b>20%</b>
A - Residential	32%	19%	6%	19%	5%	18%
B - Low-Income	2%	17%	17%	25%	33%	23%
C - Commercial & Industrial	104%	10%	4%	16%	15%	22%
<b>Unitil</b>	<b>34%</b>	<b>21%</b>	<b>13%</b>	<b>18%</b>	<b>15%</b>	<b>24%</b>
A - Residential	34%	31%	34%	31%	34%	42%
B - Low-Income	24%	15%	19%	8%	7%	19%
C - Commercial & Industrial	62%	14%	9%	11%	11%	10%

# Statewide Electric Results through November 2022

## 2022 Summary by Program Administrator (January 1, 2022 through November 30 2022')

**11/12 months; 92% of year complete**

Sector	Participants	Total Program Costs	Summer Capacity (kW)	Annual Energy no FS or DR (MWh)	Lifetime Energy no FS or DR (MWh)	Net Lifetime MMBTU (fuels)
<b>2022 Goal</b>	<b>1,208,980</b>	<b>728,547,589</b>	<b>262,357</b>	<b>528,355</b>	<b>5,028,805</b>	<b>36,623,465</b>
<b>Cape Light Compact</b>	<b>16,350</b>	<b>60,731,609</b>	<b>6,272</b>	<b>14,831</b>	<b>178,556</b>	<b>2,422,463</b>
A - Residential	14,062	36,267,091	2,806	6,021	90,695	1,712,518
B - Income Eligible	1,169	6,271,581	224	1,878	17,217	179,500
C - Commercial & Industrial	1,119	18,192,937	3,242	6,932	70,644	530,445
<b>Eversource</b>	<b>365,015</b>	<b>311,785,000</b>	<b>119,073</b>	<b>223,874</b>	<b>2,537,734</b>	<b>14,352,740</b>
A - Residential	345,320	116,555,000	44,188	37,329	342,383	5,779,654
B - Income Eligible	17,408	50,705,000	2,430	15,057	129,392	1,878,159
C - Commercial & Industrial	2,287	144,525,000	72,455	171,488	2,065,959	6,694,927
<b>National Grid</b>	<b>815,539</b>	<b>349,059,764</b>	<b>135,135</b>	<b>284,699</b>	<b>2,274,244</b>	<b>19,506,970</b>
A - Residential	803,645	152,305,348	45,279	107,447	566,182	9,845,210
B - Income Eligible	9,800	46,210,204	1,836	13,375	103,937	1,666,429
C - Commercial & Industrial	2,095	150,544,212	88,020	163,876	1,604,126	7,995,330
<b>Unitil</b>	<b>12,076</b>	<b>6,971,216</b>	<b>1,877</b>	<b>4,951</b>	<b>38,271</b>	<b>341,292</b>
A - Residential	11,959	2,747,870	305	1,692	7,287	130,413
B - Income Eligible	66	1,193,068	16	237	2,836	29,088
C - Commercial & Industrial	51	3,030,278	1,556	3,022	28,148	181,791
<b>2022 Nov YTD</b>	<b>914,369</b>	<b>403,554,632</b>	<b>37,450</b>	<b>292,329</b>	<b>2,258,958</b>	<b>26,768,541</b>
<b>Cape Light Compact</b>	<b>19,629</b>	<b>34,975,094</b>	<b>965</b>	<b>10,846</b>	<b>127,052</b>	<b>1,628,528</b>
A - Residential	16,927	22,949,783	359	4,974	75,989	1,197,363
B - Income Eligible	1,582	5,780,348	122	1,048	10,182	164,970
C - Commercial & Industrial	1,120	6,244,963	484	4,824	40,881	266,195
<b>Eversource</b>	<b>80,879</b>	<b>176,304,679</b>	<b>15,719</b>	<b>135,279</b>	<b>1,262,360</b>	<b>12,151,704</b>
A - Residential	60,877	84,250,948	1,364	19,047	253,205	5,230,216
B - Income Eligible	12,196	21,869,582	1,211	8,979	75,629	949,285
C - Commercial & Industrial	7,806	70,184,149	13,144	107,253	933,526	5,972,203
<b>National Grid</b>	<b>802,492</b>	<b>187,609,461</b>	<b>20,009</b>	<b>143,793</b>	<b>852,980</b>	<b>12,745,564</b>
A - Residential	794,756	102,369,333	9,505	64,241	102,020	6,241,432
B - Income Eligible	586	25,945,204	894	9,759	108,193	1,270,270
C - Commercial & Industrial	7,150	59,294,924	9,609	69,793	642,767	5,233,862
<b>Unitil</b>	<b>11,369</b>	<b>4,665,398</b>	<b>757</b>	<b>2,411</b>	<b>16,566</b>	<b>242,745</b>
A - Residential	11,231	2,816,570	298	1,426	7,211	177,321
B - Income Eligible	48	565,089	9	54	614	17,070
C - Commercial & Industrial	90	1,283,739	450	931	8,741	48,354
<b>YTD as % of Goal</b>	<b>76%</b>	<b>55%</b>	<b>14%</b>	<b>55%</b>	<b>45%</b>	<b>73%</b>
<b>Cape Light Compact</b>	<b>120%</b>	<b>58%</b>	<b>15%</b>	<b>73%</b>	<b>71%</b>	<b>67%</b>
A - Residential	120%	63%	13%	83%	84%	70%
B - Income Eligible	135%	92%	54%	56%	59%	92%
C - Commercial & Industrial	100%	34%	15%	70%	58%	50%
<b>Eversource</b>	<b>22%</b>	<b>57%</b>	<b>13%</b>	<b>60%</b>	<b>50%</b>	<b>85%</b>
A - Residential	18%	72%	3%	51%	74%	90%
B - Income Eligible	70%	43%	50%	60%	58%	51%
C - Commercial & Industrial	341%	49%	18%	63%	45%	89%
<b>National Grid</b>	<b>98%</b>	<b>54%</b>	<b>15%</b>	<b>51%</b>	<b>38%</b>	<b>65%</b>
A - Residential	99%	67%	21%	60%	18%	63%
B - Income Eligible	6%	56%	49%	73%	104%	76%
C - Commercial & Industrial	341%	39%	11%	43%	40%	65%
<b>Unitil</b>	<b>94%</b>	<b>67%</b>	<b>40%</b>	<b>49%</b>	<b>43%</b>	<b>71%</b>
A - Residential	94%	103%	98%	84%	99%	136%
B - Income Eligible	73%	47%	56%	23%	22%	59%
C - Commercial & Industrial	176%	42%	29%	31%	31%	27%

# Statewide Electric Results through November 2022

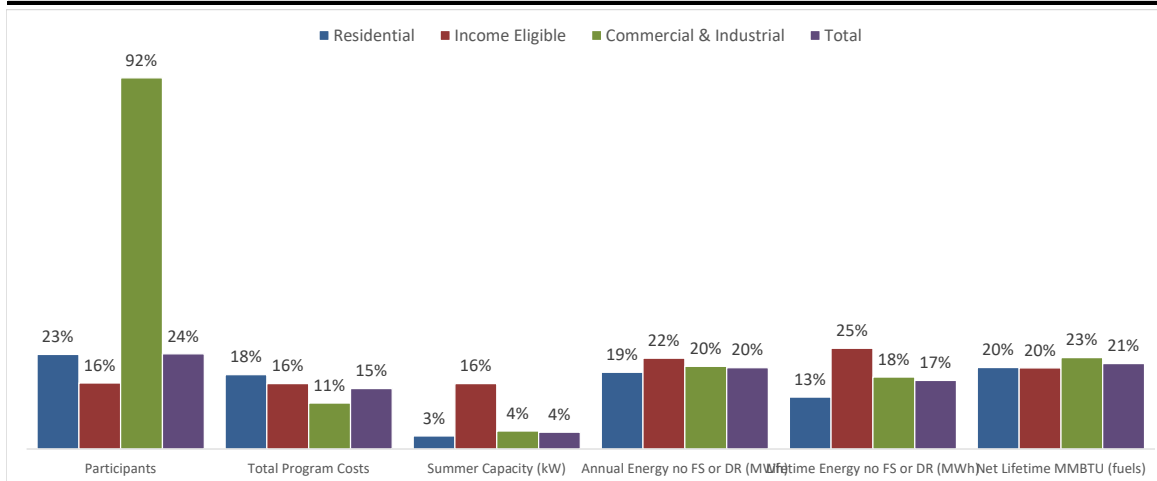
## Three-Year Cumulative Summary (January 1, 2022 through November 30 2022')

11/36 months; 31% of term complete

### Data Dashboard

Sector	Participants	Total Program Costs	Summer Capacity (kW)	Annual Energy no FS or DR (MWh)	Lifetime Energy no FS or DR (MWh)	Net Lifetime MMBTU (fuels)
<b>2022-2024 Planned</b>	<b>3,890,526</b>	<b>2,699,634,711</b>	<b>903,494</b>	<b>1,456,114</b>	<b>13,330,776</b>	<b>126,754,363</b>
A - Residential	3,784,541	1,156,877,146	355,888	472,910	3,416,330	63,751,195
B - Income Eligible	88,362	335,035,726	13,812	88,376	781,273	11,990,158
C - Commercial & Industrial	17,622	1,207,721,839	533,794	894,829	9,133,172	51,013,010
<b>Cumulative Plan-Term to Date ((Multiple Items) Nov 2022)</b>	<b>914,369</b>	<b>403,554,632</b>	<b>37,450</b>	<b>292,329</b>	<b>2,258,958</b>	<b>26,768,541</b>
A - Residential	883,791	212,386,634	11,526	89,688	438,425	12,846,332
B - Income Eligible	14,412	54,160,223	2,236	19,840	194,618	2,401,595
C - Commercial & Industrial	16,166	137,007,775	23,687	182,801	1,625,915	11,520,614
<b>Cumulative Plan-Term to Date % of Planned</b>	<b>24%</b>	<b>15%</b>	<b>4%</b>	<b>20%</b>	<b>17%</b>	<b>21%</b>
A - Residential	23%	18%	3%	19%	13%	20%
B - Income Eligible	16%	16%	16%	22%	25%	20%
C - Commercial & Industrial	92%	11%	4%	20%	18%	23%

### Cumulative Actuals as a Percent of Plan Goals



# Statewide Gas Results through November 2022

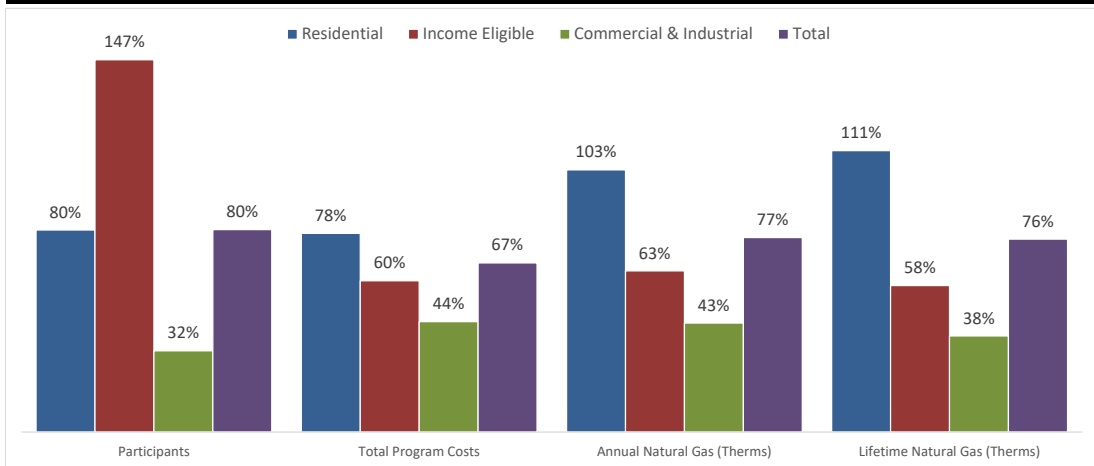
**2022 Summary**  
(January 1, 2022 through November 30 2022')

**11/12 months; 92% of year complete**

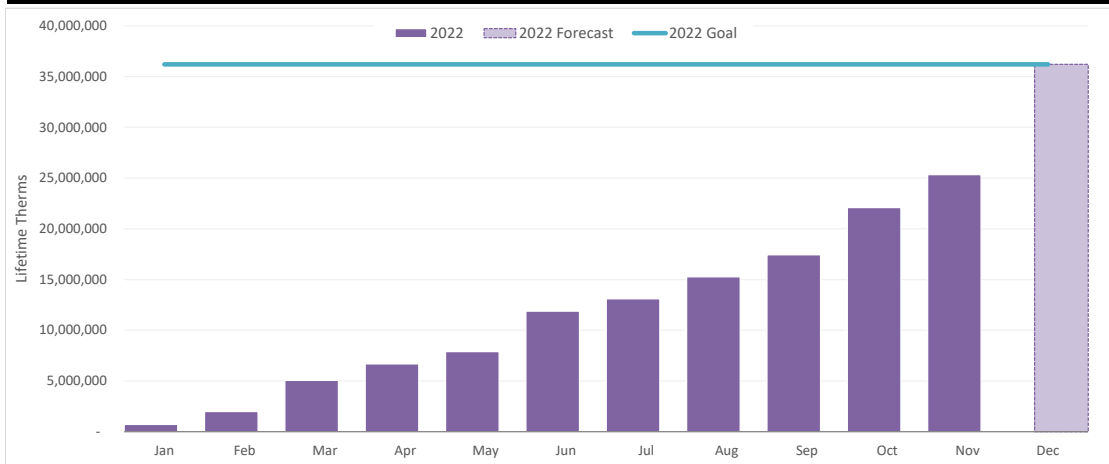
## Data Dashboard

Sector	Participants	Total Program Costs	Annual Natural Gas (Therms)	Lifetime Natural Gas (Therms)
<b>2022 Goal</b>	<b>738,874</b>	<b>374,241,942</b>	<b>25,150,093</b>	<b>368,109,687</b>
A - Residential	719,895	213,888,931	13,116,560	176,855,570
B - Income Eligible	9,205	76,292,356	2,706,659	56,149,853
C - Commercial & Industrial	9,774	84,060,655	9,326,874	135,104,264
<b>2022 Nov YTD</b>	<b>589,599</b>	<b>249,463,526</b>	<b>19,272,830</b>	<b>279,670,362</b>
A - Residential	572,965	167,422,438	13,551,450	196,128,148
B - Income Eligible	13,504	45,464,562	1,718,100	32,408,228
C - Commercial & Industrial	3,130	36,576,525	4,003,281	51,133,985
<b>YTD as % of Goal</b>	<b>80%</b>	<b>67%</b>	<b>77%</b>	<b>76%</b>
A - Residential	80%	78%	103%	111%
B - Income Eligible	147%	60%	63%	58%
C - Commercial & Industrial	32%	44%	43%	38%

## Year-to-Date Actuals as a Percent of Plan Goals



## 2021 vs 2020 Lifetime Savings Achieved by Month



Forecast above based on achieving 100% of 2022 goals using rate of achievement in 2021.

# Statewide Gas Results through November 2022

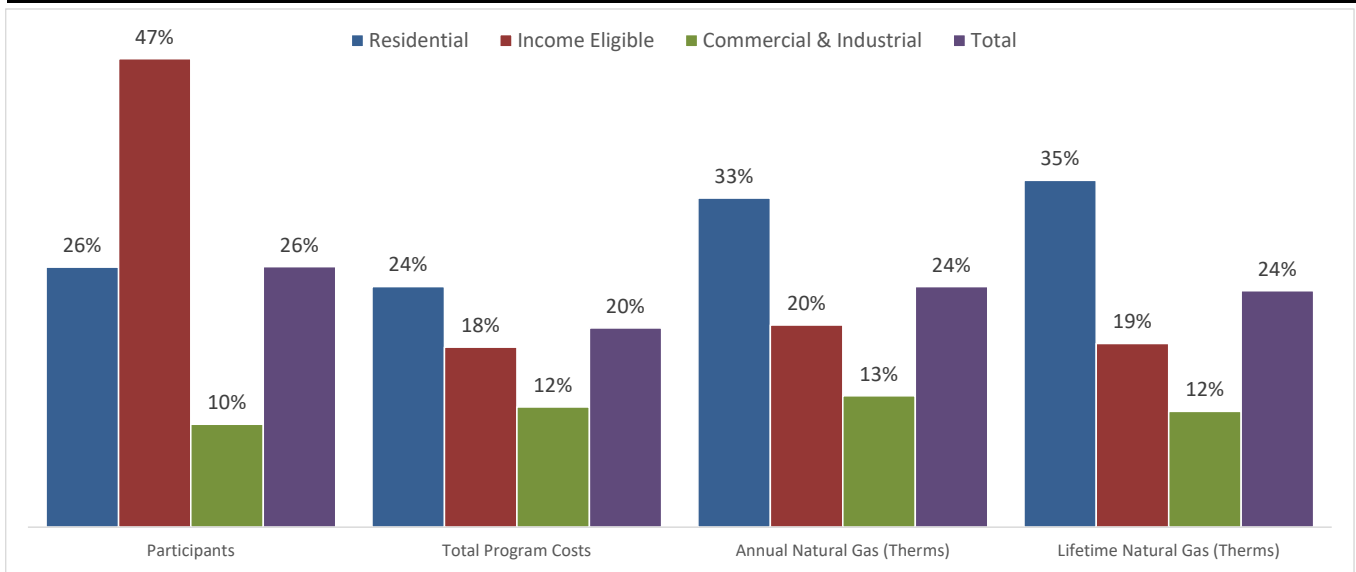
Three-Year Cumulative Summary  
(January 1, 2022 through November 30 2022')

11/36 months; 31% of term complete

## Data Dashboard

Sector	Participants	Total Program Costs	Annual Natural Gas (Therms)	Lifetime Natural Gas (Therms)
<b>2022-2024 Planned</b>	<b>2,245,051</b>	<b>1,242,602,175</b>	<b>79,496,884</b>	<b>1,173,450,514</b>
A - Residential	2,186,293	690,108,666	40,852,207	560,785,822
B - Income Eligible	28,592	250,545,567	8,430,598	174,968,274
C - Commercial & Industrial	30,166	301,947,942	30,214,079	437,696,418
<b>Cumulative Plan-Term to Date</b>	<b>589,599</b>	<b>249,463,526</b>	<b>19,272,830</b>	<b>279,670,362</b>
A - Residential	572,965	167,422,438	13,551,450	196,128,148
B - Income Eligible	13,504	45,464,562	1,718,100	32,408,228
C - Commercial & Industrial	3,130	36,576,525	4,003,281	51,133,985
<b>Cumulative Plan-Term to Date % of Planned</b>	<b>26%</b>	<b>20%</b>	<b>24%</b>	<b>24%</b>
A - Residential	26%	24%	33%	35%
B - Income Eligible	47%	18%	20%	19%
C - Commercial & Industrial	10%	12%	13%	12%

## Cumulative Actuals as a Percent of Plan Goals



## Statewide Gas Results through November 2022

**2022 Summary by Program Administrator  
(January 1, 2022 through November 30 2022')**

**11/12 months; 92% of year complete**

Sector	Participants	Total Program Costs	Annual Natural Gas (Therms)	Lifetime Natural Gas (Therms)
<b>2022 Goal</b>	<b>738,874</b>	<b>374,241,942</b>	<b>25,150,093</b>	<b>368,109,687</b>
<b>Berkshire</b>	<b>1,592</b>	<b>5,951,224</b>	<b>276,167</b>	<b>5,013,230</b>
A - Residential	1,346	3,094,189	108,213	2,276,224
B - Income Eligible	132	1,533,816	42,923	909,008
C - Commercial & Industrial	114	1,323,219	125,031	1,827,998
<b>Eversource</b>	<b>88,967.00</b>	<b>71,650,000.00</b>	<b>4,550,339.00</b>	<b>73,748,123.00</b>
A - Residential	84,091	37,825,000	1,974,656	35,326,006
B - Income Eligible	3,191	15,705,000	543,557	11,603,787
C - Commercial & Industrial	1,685	18,120,000	2,032,126	26,818,330
<b>Liberty</b>	<b>2,378</b>	<b>6,642,469</b>	<b>296,047</b>	<b>5,130,821</b>
A - Residential	2,071	3,925,725	129,473	2,526,320
B - Income Eligible	185	1,564,890	43,366	908,363
C - Commercial & Industrial	122	1,151,854	123,208	1,696,138
<b>National Grid</b>	<b>553,684</b>	<b>207,598,784</b>	<b>15,509,799</b>	<b>206,608,173</b>
A - Residential	546,206	122,361,220	8,915,566	99,860,988
B - Income Eligible	1,700	40,427,157	1,571,935	32,081,942
C - Commercial & Industrial	5,778	44,810,407	5,022,298	74,665,243
<b>Unitil</b>	<b>633</b>	<b>2,299,465</b>	<b>112,395</b>	<b>1,814,539</b>
A - Residential	530	1,207,797	34,418	688,869
B - Income Eligible	50	566,493	16,527	345,511
C - Commercial & Industrial	53	525,175	61,450	780,159
<b>EGMA</b>	<b>91,620</b>	<b>80,100,000</b>	<b>4,405,346</b>	<b>75,794,801</b>
A - Residential	85,651	45,475,000	1,954,234	36,177,163
B - Income Eligible	3,947	16,495,000	488,351	10,301,242
C - Commercial & Industrial	2,022	18,130,000	1,962,761	29,316,396
<b>2022 Nov YTD</b>	<b>589,599</b>	<b>249,463,526</b>	<b>19,272,830</b>	<b>279,670,362</b>
<b>Berkshire</b>	<b>855</b>	<b>5,511,471</b>	<b>168,552</b>	<b>3,192,151</b>
A - Residential	660	3,446,223	87,743	1,769,375
B - Income Eligible	84	908,310	30,459	622,969
C - Commercial & Industrial	111	1,156,938	50,350	799,807
<b>Eversource</b>	<b>23,003</b>	<b>52,939,271</b>	<b>3,841,274</b>	<b>65,382,951</b>
A - Residential	19,961	35,673,581	2,384,789	45,713,682
B - Income Eligible	2,056	7,748,851	242,904	4,552,747
C - Commercial & Industrial	986	9,516,839	1,213,581	15,116,522
<b>Liberty</b>	<b>1,798</b>	<b>6,025,995</b>	<b>209,284</b>	<b>3,605,063</b>
A - Residential	1,321	3,818,640	118,060	2,259,181
B - Income Eligible	353	1,423,256	42,923	838,626
C - Commercial & Industrial	124	784,099	48,301	507,256
<b>National Grid</b>	<b>544,792</b>	<b>132,197,430</b>	<b>12,626,085</b>	<b>164,619,639</b>
A - Residential	535,006	88,251,064	9,499,157	117,708,288
B - Income Eligible	8,490	26,219,699	1,116,672	20,772,526
C - Commercial & Industrial	1,296	17,726,666	2,010,256	26,138,825
<b>Unitil</b>	<b>447</b>	<b>2,213,277</b>	<b>108,384</b>	<b>1,506,352</b>
A - Residential	395	1,246,505	42,403	818,990
B - Income Eligible	27	597,940	10,381	215,393
C - Commercial & Industrial	25	368,832	55,600	471,969
<b>EGMA</b>	<b>18,704</b>	<b>50,576,082</b>	<b>2,319,250</b>	<b>41,364,205</b>
A - Residential	15,622	34,986,425	1,419,297	27,858,632
B - Income Eligible	2,494	8,566,506	274,760	5,405,967
C - Commercial & Industrial	588	7,023,150	625,193	8,099,606
<b>YTD as % of Goal</b>	<b>80%</b>	<b>67%</b>	<b>77%</b>	<b>76%</b>
<b>Berkshire</b>	<b>54%</b>	<b>93%</b>	<b>61%</b>	<b>64%</b>
A - Residential	49%	111%	81%	78%
B - Income Eligible	64%	59%	71%	69%
C - Commercial & Industrial	97%	87%	40%	44%
<b>Eversource</b>	<b>26%</b>	<b>74%</b>	<b>84%</b>	<b>89%</b>
A - Residential	24%	94%	121%	129%
B - Income Eligible	64%	49%	45%	39%
C - Commercial & Industrial	59%	53%	60%	56%
<b>Liberty</b>	<b>76%</b>	<b>91%</b>	<b>71%</b>	<b>70%</b>
A - Residential	64%	97%	91%	89%
B - Income Eligible	191%	91%	99%	92%
C - Commercial & Industrial	102%	68%	39%	30%
<b>National Grid</b>	<b>98%</b>	<b>64%</b>	<b>81%</b>	<b>80%</b>
A - Residential	98%	72%	107%	118%
B - Income Eligible	499%	65%	71%	65%
C - Commercial & Industrial	22%	40%	40%	35%
<b>Unitil</b>	<b>71%</b>	<b>96%</b>	<b>96%</b>	<b>83%</b>
A - Residential	75%	103%	123%	119%
B - Income Eligible	54%	106%	63%	62%
C - Commercial & Industrial	47%	70%	90%	60%
<b>EGMA</b>	<b>20%</b>	<b>63%</b>	<b>53%</b>	<b>55%</b>
A - Residential	18%	77%	73%	77%
B - Income Eligible	63%	52%	56%	52%
C - Commercial & Industrial	29%	39%	32%	28%

## Statewide Gas Results through November 2022

### Three-Year Cumulative Summary by Program Administrator (January 1, 2022 through November 30 2022')

**11/36 months; 31% of term complete**

Sector	Participants	Total Program Costs	Annual Natural Gas (Therms)	Lifetime Natural Gas (Therms)
<b>2022-2024 Planned</b>	<b>2,245,051</b>	<b>1,242,602,175</b>	<b>79,496,884</b>	<b>1,173,450,514</b>
<b>Berkshire</b>	<b>4,624</b>	<b>17,275,607</b>	<b>847,173</b>	<b>14,910,701</b>
A - Residential	3,938	8,941,299	311,376	6,553,373
B - Income Eligible	402	4,527,097	129,117	2,735,582
C - Commercial & Industrial	284	3,807,210	406,679	5,621,746
<b>Eversource</b>	<b>274,498</b>	<b>239,460,000</b>	<b>14,832,340</b>	<b>241,039,159</b>
A - Residential	259,646	120,820,000	6,283,680	113,521,992
B - Income Eligible	9,797	50,545,000	1,686,129	35,794,863
C - Commercial & Industrial	5,055	68,095,000	6,862,531	91,722,304
<b>Liberty</b>	<b>7,238</b>	<b>21,094,687</b>	<b>933,573</b>	<b>15,943,868</b>
A - Residential	6,239	12,327,822	380,980	7,442,659
B - Income Eligible	611	5,198,545	144,720	3,019,508
C - Commercial & Industrial	388	3,568,320	407,874	5,481,701
<b>National Grid</b>	<b>1,671,199</b>	<b>692,527,736</b>	<b>48,145,228</b>	<b>647,617,461</b>
A - Residential	1,647,890	399,274,518	27,588,659	315,508,156
B - Income Eligible	5,100	135,835,305	4,767,328	97,391,509
C - Commercial & Industrial	18,209	157,417,913	15,789,242	234,717,796
<b>Unitil</b>	<b>2,000</b>	<b>7,329,145</b>	<b>370,861</b>	<b>5,910,887</b>
A - Residential	1,679	3,775,027	109,396	2,187,916
B - Income Eligible	157	1,789,620	51,422	1,075,208
C - Commercial & Industrial	164	1,764,498	210,043	2,647,763
<b>EGMA</b>	<b>285,492</b>	<b>264,915,000</b>	<b>14,367,709</b>	<b>248,028,438</b>
A - Residential	266,901	144,970,000	6,178,116	115,571,726
B - Income Eligible	12,525	52,650,000	1,651,883	34,951,604
C - Commercial & Industrial	6,066	67,295,000	6,537,710	97,505,108
<b>Cumulative Plan-Term to Date ((Multiple Items) Nov</b>	<b>589,599</b>	<b>249,463,526</b>	<b>19,272,830</b>	<b>279,670,362</b>
<b>Berkshire</b>	<b>855</b>	<b>5,511,471</b>	<b>168,552</b>	<b>3,192,151</b>
A - Residential	660	3,446,223	87,743	1,769,375
B - Income Eligible	84	908,310	30,459	622,969
C - Commercial & Industrial	111	1,156,938	50,350	799,807
<b>Eversource</b>	<b>23,003</b>	<b>52,939,271</b>	<b>3,841,274</b>	<b>65,382,951</b>
A - Residential	19,961	35,673,581	2,384,789	45,713,682
B - Income Eligible	2,056	7,748,851	242,904	4,552,747
C - Commercial & Industrial	986	9,516,839	1,213,581	15,116,522
<b>Liberty</b>	<b>1,798</b>	<b>6,025,995</b>	<b>209,284</b>	<b>3,605,063</b>
A - Residential	1,321	3,818,640	118,060	2,259,181
B - Income Eligible	353	1,423,256	42,923	838,626
C - Commercial & Industrial	124	784,099	48,301	507,256
<b>National Grid</b>	<b>544,792</b>	<b>132,197,430</b>	<b>12,626,085</b>	<b>164,619,639</b>
A - Residential	535,006	88,251,064	9,499,157	117,708,288
B - Income Eligible	8,490	26,219,699	1,116,672	20,772,526
C - Commercial & Industrial	1,296	17,726,666	2,010,256	26,138,825
<b>Unitil</b>	<b>447</b>	<b>2,213,277</b>	<b>108,384</b>	<b>1,506,352</b>
A - Residential	395	1,246,505	42,403	818,990
B - Income Eligible	27	597,940	10,381	215,393
C - Commercial & Industrial	25	368,832	55,600	471,969
<b>EGMA</b>	<b>18,704</b>	<b>50,576,082</b>	<b>2,319,250</b>	<b>41,364,205</b>
A - Residential	15,622	34,986,425	1,419,297	27,858,632
B - Income Eligible	2,494	8,566,506	274,760	5,405,967
C - Commercial & Industrial	588	7,023,150	625,193	8,099,606
<b>YTD as % of Goal</b>	<b>26%</b>	<b>20%</b>	<b>24%</b>	<b>24%</b>
<b>Berkshire</b>	<b>18%</b>	<b>32%</b>	<b>20%</b>	<b>21%</b>
A - Residential	17%	39%	28%	27%
B - Income Eligible	21%	20%	24%	23%
C - Commercial & Industrial	39%	30%	12%	14%
<b>Eversource</b>	<b>8%</b>	<b>22%</b>	<b>26%</b>	<b>27%</b>
A - Residential	8%	30%	38%	40%
B - Income Eligible	21%	15%	14%	13%
C - Commercial & Industrial	20%	14%	18%	16%
<b>Liberty</b>	<b>25%</b>	<b>29%</b>	<b>22%</b>	<b>23%</b>
A - Residential	21%	31%	31%	30%
B - Income Eligible	58%	27%	30%	28%
C - Commercial & Industrial	32%	22%	12%	9%
<b>National Grid</b>	<b>33%</b>	<b>19%</b>	<b>26%</b>	<b>25%</b>
A - Residential	32%	22%	34%	37%
B - Income Eligible	166%	19%	23%	21%
C - Commercial & Industrial	7%	11%	13%	11%
<b>Unitil</b>	<b>22%</b>	<b>30%</b>	<b>29%</b>	<b>25%</b>
A - Residential	24%	33%	39%	37%
B - Income Eligible	17%	33%	20%	20%
C - Commercial & Industrial	15%	21%	26%	18%
<b>EGMA</b>	<b>7%</b>	<b>19%</b>	<b>16%</b>	<b>17%</b>
A - Residential	6%	24%	23%	24%
B - Income Eligible	20%	16%	17%	15%
C - Commercial & Industrial	10%	10%	10%	8%